

MONITORS



SIDEWINDER® EXM

MONITORS


Sidewinder® EXM

The Sidewinder EXM monitor is specially designed for severe duty cycles. Unique waterway swivel joints utilize stainless steel thrust rods, and axially aligned thrust bearings for unprecedented durability in mining, construction, and wildland firefighting applications. The monitor can be controlled by hardwired input devices via CAN bus J1939, or by an optional Radio Frequency (RF) device. The monitor may be powered with 12 or 24 volts.

- 700 GPM flow
- Sealed to NEMA 4
- Patented, elliptical waterway is Teflon impregnated, hard anodized aluminum alloy
- Programmable travel speeds, 3D travel limits, keep out zones, stow and oscillation
- Integrated water valve control

5-2

Sidewinder® EXM
Mo. 7100 SD
(Nozzle sold separately)











SPECIFICATIONS	
Model	7100
Max Flow	700 GPM (2650 LPM)
Max Pressure	SD: 250 PSI (17.2 bar) continuous duty HD: 500 PSI (34.5 bar) continuous duty
Inlet	2.5" NPT, 2.5" BSPT
Outlet	2.5" Male NHT, 2.5" BSPP
Travel	V: -45° to +90° (135°) H: L175 to R175 (350°)
Voltage	11-32 VDC
Control	CAN bus (J1939)
Communication	2.4 Ghz digital radio frequency (unlicensed)
Material/Finish	Teflon impregnated, hard anodized Elk-O-Lite®
Swing Radius	SD: 7.92" / HD: 8.38"
Stow Height	13.21"
Weight	SD: 18 lbs. (8.16 kg.) HD: 19.5 lbs. (8.84 kg.)



Sidewinder® EXM
Mo. 7100 HD

Recommended Products

Panel Mount	Handheld	Joystick	OEM Interface Module	Position Display	6000 Series Nozzle	Light Kit	Quick Connect
(2) 	(3) 	(4) 	(5) 	(6) 	(7) 	(8) 	(9) 

Components & Options Chart

COMPONENTS & OPTIONS			ILLUSTRATION	MODEL
Electric Nozzles	Selectable	15/30/45/60/95/125/150/200/FLUSH GPM	7	6000-200E
		250/350/500/700/FLUSH GPM	7	6000-700E
Controllers	EXM Panel Mount Controller	Complete panel mount operator control suitable for 2-wire connection to any EXM enabled component.	2	7010
	EXM Handheld Controller Kit	This package includes the panel mount controller (7010), handheld conversion kit (7020), & RF transceiver module (7061). Comes pre-assembled, configured, and ready to use.	3	7015
	EXM Joystick Controller	Joystick operator control unit suitable for connection to an EXM OEM Interface Module.	4	7030
Modules	EXM Position Display Module	Monitor vertical and horizontal position display unit suitable for 2-wire connection to any EXM enabled component.	6	7051
	EXM OEM Interface Module (Wireless RF & CAN)	EXM system interface - allows connection of model 7030 Joystick or other simple OEM supplied electromechanical switches to EXM system.	Not Pictured	7072
	EXM OEM Interface Module (Wired CAN only)	EXM system interface - allows connection of model 7030 Joystick or other simple OEM supplied electromechanical switches to EXM system.	5	7073
	EXM CAN Stow Module	Connects to lockout devices to prevent equipment damage due to an improperly positioned monitor.	Not Pictured	7095
Accessories	External RF Antenna	10 ft extension for 7072 OEM Interface module	Not Pictured	7062
	2.5" Quick Connect	Allows for quick removal of the monitor	9	7150
	Light Kit	150w LED spot/flood from FRC. Operate and position from any Sidewinder EXM control device.	8	7080